





Glazing stops

Robust glazing supports prevent glass slippage



Thermally broken

Thermal breaks in the ridge and bars reduce the risk of condensation



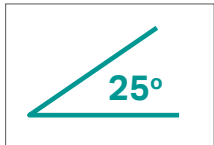
Strong ridge

Super strong ridge reduces the amount of bars needed and can allow Lanterns up to 4m wide x 5.85m long



Neat ridge ends

Neat ridge ends – less bulky vs traditional conservatories. Less material - more light



Fixed pitch

25° degree fixed pitch – draws the maximum amount of light into the room below



Storm shield

Triple layer protection at the ridge end, with glazing compression trims, a weathering shield and a secure fit cover



Neat finish

Less bars create a neat, slim lantern look from the inside



Insulated Eaves

Thermally clad eaves rail



RAL colour

Ultrasky Lantern is available in any RAL colour to match your door and window frames

Ultrasky[®]

LANTERN by Ultraframe



Top-caps

Thermally isolating top cap clips



End caps

Secure-fit end caps provide a thermal barrier



Glass options

Choose from a wide range of performance glass options



Columns

Stylish aluminium super-insulated columns add glamour and thermal performance to any orangery design

Ultraframe[®]

Transforming light and space